



SUBRA is an extremely versatile and compact in size light device. Thanks to its different available variants, it suits a wide range of industrial applications: from drills and column milling machines to small and medium-size CNC machines, including industrial automations and assembly stations.

SUBRA's main strength is its advanced "unibody" structure: a strong, one-piece profile, generated by a CNC machine from a single aluminum block. Here, its tempered front protection glass precisely adheres to the body structure, giving superior resistance to coolants, colloids and metal chips.

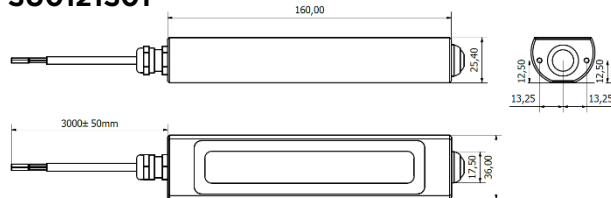
- Largely resistant to corrosion and vibrations
- High level of protection against liquids and dust
- Double installing option for a quick and easy process
- Power supply 24Vdc with M12 connector or cable
- Available power button variant

DIMENSIONS

SUBRA with SWITCH

Cable Version

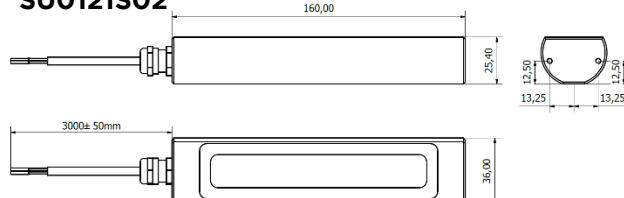
SU0121S01



SUBRA without SWITCH

Cable Version

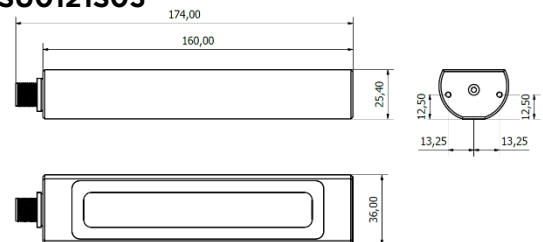
SU0121S02



SUBRA without SWITCH

M12 Connector Version

SU0121S03



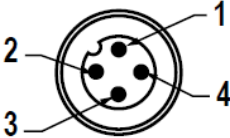
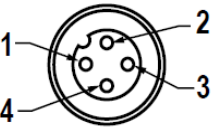
MECHANICAL FEATURES

Model	SU0121S01	SU0121S02	SU0121S03
Casing material	Aluminum		
Surface Treatment	Standard: 10 microns of natural aluminum solution oxidation		
Front Glass	Extra clear satin tempered 3 mm thick glass		
Weight	0,35 Kg	0,35 Kg	0,25 Kg
Protection Index	IP65	IP67 - IP69	IP67
Impact Resistance	1.00 N m/s		
Operating Temperature	-20 °C / + 45 °C		
Installation	CLIP36 / SUFX01		

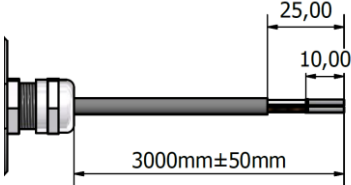
ELECTRICAL FEATURES

Model	SU0121S01	SU0121S02	SU0121S03
Power input	6 W		
Power supply	22-28 Vdc		
Device Power Protection	Full protection against reverse polarity		
Electrical connection	Cable	Cable	Cable
Insulation Class	Class III (SELV)		
Efficiency Class	F compliant with UE Law No. 2012/2020		

CONNECTION with M12-4P Male Connector cod. A

Male	Female	Pin	Connection
		1	+24 Vdc
		2	Not connected
		3	0 Vdc
		4	Not connected

CONNECTION with cable L. 3 m, standard length

PUR 2x 0,34 mm ² L= 3 m	Cable	Connection
	Brown	+24 Vdc
	White	0

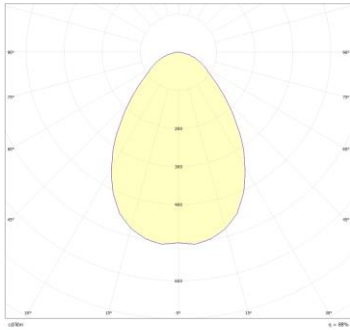
OPTICAL FEATURES

Model	N° and Type of LEDs	LED Lifespan	Light Color	CRI	Light Beam Angle	Luminous Flux	Efficiency
SU0121S01	14 Mid Power LED	60 000 h L70 **	5000 K	80	120°	485 lm	81 lm/W
SU0121S02	14 Mid Power LED	60 000 h L70 **	5000 K	80	120°	485 lm	81 lm/W
SU0121S03	14 Mid Power LED	60 000 h L70 **	5000 K	80	120°	485 lm	81 lm/W

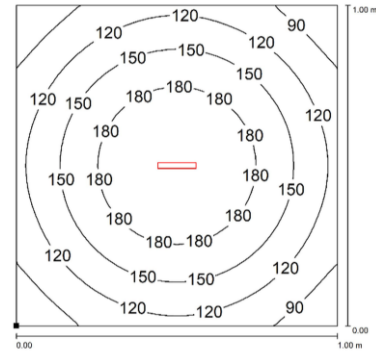
** Flow beam reduced by less than 30% after 60,000 hours

PHOTOMETRIC DIAGRAMS

Beam propagation 120°



Isolines



SU0121S01 - SU0121S02 - SU0121S03

Distance : 1m

ACCESSORI DI FISSAGGIO

Pictures

Description

Codice



Robust and versatile, it is a 60° angle adjustment bracket. Made of stainless steel, it is the perfect solution when you need to adjust the direction of the flow beam in high-vibrating applications.

Product code-set is composed by two brackets with M3 screws and steel handle washers.

SUFX01



Chrome-plated steel clip kit for diameter 1.42 in (36 mm). Covered by allow you to clip the lamp and adjust the direction of the flow beam.

Product code-set is composed by two brackets with M3 screws and steel handle washers.

CLIP36

ORDER CODES

Model	Description
SU0121S01	SUBRA, 160 mm, 120°, 6W, 24Vdc, Cable 3 m, with switch
SU0121S02	SUBRA, 160 mm, 120°, 6W, 24Vdc, Cable 3 m, no switch
SU0121S03	SUBRA, 160 mm, 120°, 6W, 24Vdc, M12-A Male, no switch
SUFX01	SUBRA, stainless steel side brackets kit
CLIP36	Chrome-plated steel clip kit, Ø36mm