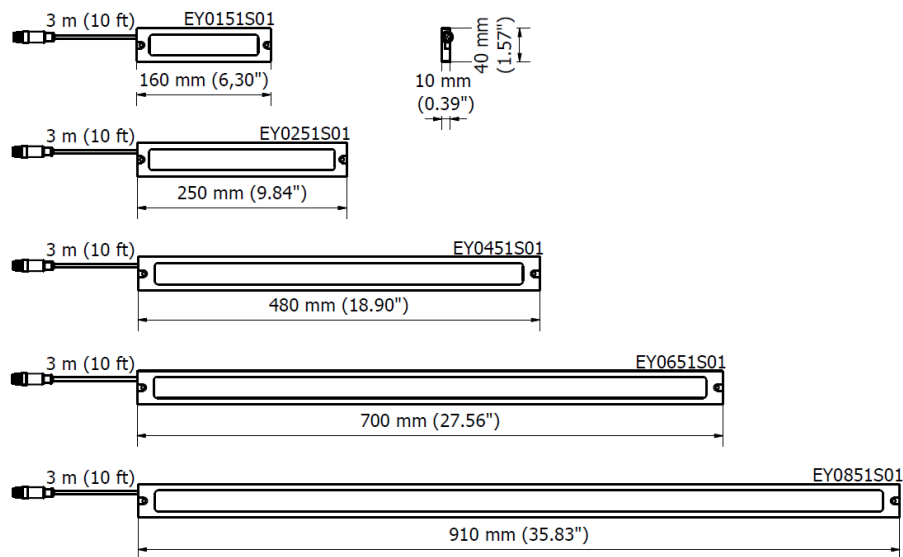




The EPSYLON RGBW line luminaires offer a single solution to lighting and signaling problems. In the same structure, white LEDs are used for general lighting and RGB LEDs to indicate the status of the machines and production processes. By combining and adjusting RGB colors it is possible to obtain different chromatic effects. The waterproof structure allows it to be used even in humid and harsh environments. Easy to install even with dedicated accessories that allow adjustment of the light direction.

- White 6500 K (+/-200 K) + RED/GREEN/BLUE color light (common cathod)
- Structure made of anodized aluminum
- Ultra-low profile: 10 mm
- Front protection in polyurethane resin
- 5 power sizes from 5 to 42 W to meet any work-area criteria
- LED lifespan: 60,000 hours constantly > (L 70)
- 24 Vdc via M12-connector 5P

DIMENSIONS



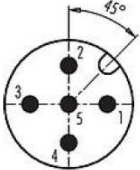
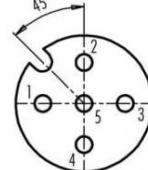
MECHANICAL FEATURES

Model	EY0151S01	EY0251S01	EY0451S01	EY0651E01	EY0851S01
Casing Material	Anodized aluminum				
Surface Treatment	Standard: 10 microns of natural aluminum solution oxidation				
Front Glass	polyurethane resin				
Weight	0,28 kg (0,62 lb)	0,36 kg (0,79 lb)	0,56 kg (1,23 lb)	0,76 kg (1,68 lb)	0,96 kg (2,12 lb)
Protection Index	IP68				
Impact Resistance	1.00 N m/s				
Operating Temperature	04°F (-20°C) to +113°F (+ 45°C)				
Installation	EYFX01 / EYFX02				

ELECTRICAL FEATURES

Model	EY0151S01	EY0251S01	EY0451S01	EY0651E01	EY0851S01
Power (6500K)	5,5 W	11 W	22 W	33 W	44 W
Power (Red)	1,9 W	3,8 W	7,6 W	11,4 W	15,2 W
Power (Green)	0,7 W	1,4 W	2,8 W	4,2 W	5,6 W
Power (Blue)	1,7 W	3,4 W	6,8 W	10,2 W	13,6 W
Power Supply	24 Vdc +/-5% – common cathode				
Electrical Connection	M12-A 5P M connector with PUR/PVC cable L. 3 m				
Insulation Class	Class III (SELV)				

CONNECTION with M12-5P Male A Coding

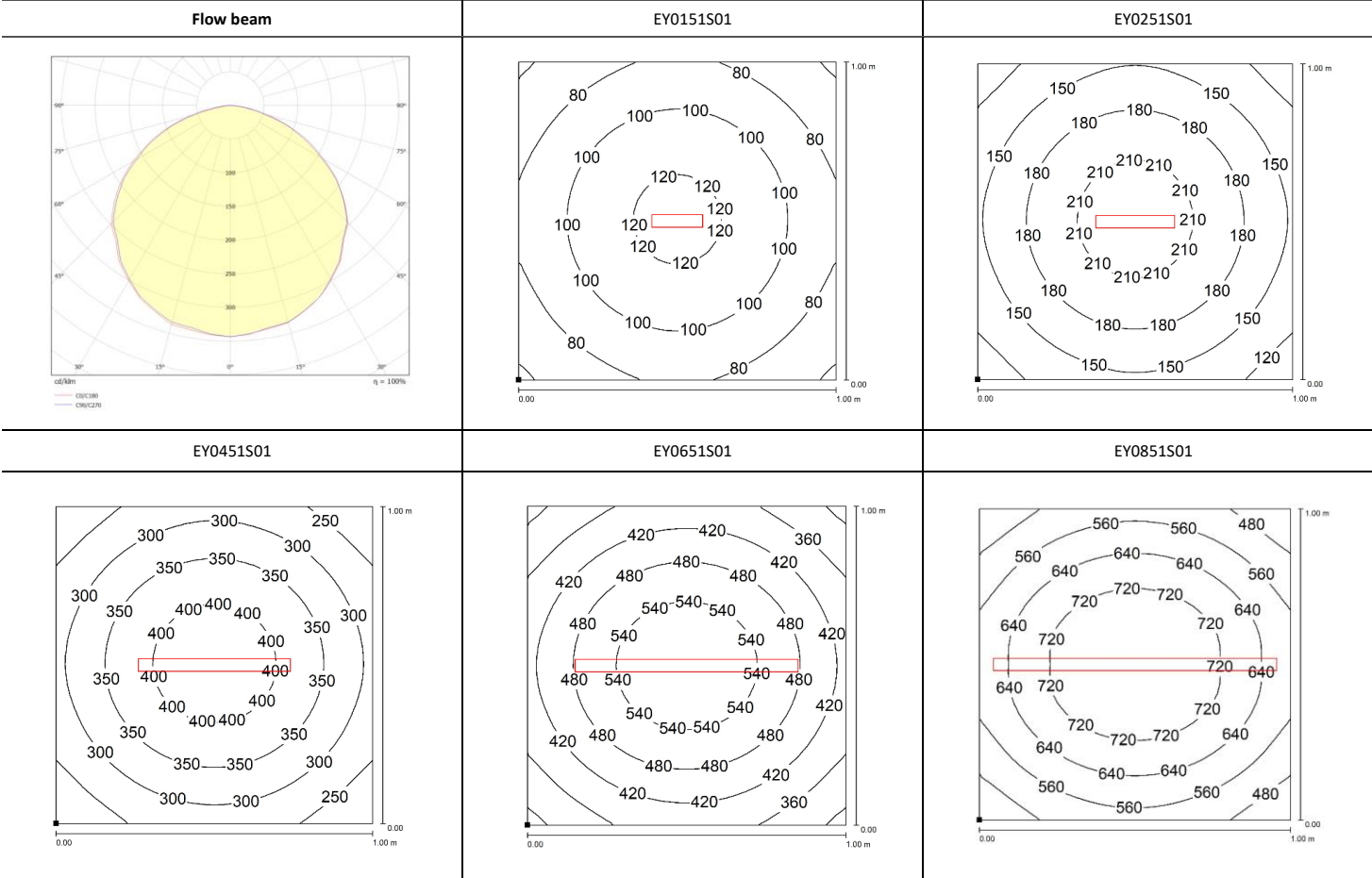
Male	Female	Pin	Connection	Color Light
		1	+ 24 Vdc	White 6500 K
		2	0 Vdc	Common cathode
		3	+24 Vdc	Blue
		4	+ 24 Vdc	Green
		5	+ 24 Vdc	Red

Avoid the simultaneous switching on of the white and RGB LEDs. The dominant white light beam modifies the colored ones.

OPTICAL FEATURES

Model	N° LED	LED Lifespan	Light Beam Angle	Luminous Flux 6500 K CRI80	Luminous Flux Red	Luminous Flux Green	Luminous Flux Blue	Efficiency @6500K
EY0151S01	14 W + 14 RGB	60 000 h L70 **	120 °	450 lm	39 lm	39 lm	16 lm	~ 81 lm/W
EY0251S01	28 W + 28 RGB	60 000 h L70 **	120 °	850 lm	78 lm	78 lm	32 lm	~ 81 lm/W
EY0451S01	56 W + 56 RGB	60 000 h L70 **	120 °	1800 lm	156 lm	156 lm	64 lm	~ 81 lm/W
EY0651S01	84 W + 84 RGB	60 000 h L70 **	120 °	2600 lm	234 lm	234 lm	96 lm	~ 81 lm/W
EY0851S01	112 W + 112 RGB	60 000 h L70 **	120 °	3500 lm	312 lm	312 lm	128 lm	~ 81 lm/W

PHOTOMETRIC DIAGRAMS



Distance graphic: 1m

MOUNTING OPTIONS

Product pictures	Description	Code product
	<p>Robust, versatile and vibration resistant, it is a 70° angle adjustment bracket. Made of stainless steel, it is the perfect solution when you need to adjust the direction of the flow beam in high-vibrating applications.</p> <p><i>Product code –set is composed by two brackets with M4 screws and steel washers.</i></p>	EYFX01

	<p>Aluminum extrusions mounting. Two T-Nuts (Hammerhead) for standard aluminum extrusion profiles.</p>	EYFX02
--	--	--------

ORDER CODES

Model	Description
EY0151S01	EPSYLON RGBW, 6.30"(160mm), 120°, 5,5W, 24Vdc, Cable 10ft(3m) with M12-A 5P Male
EY0251S01	EPSYLON RGBW 9.84"(250mm), 120°, 11W, 24Vdc, Cable 10ft(3m) with M12-A 5P Male
EY0451S01	EPSYLON RGBW, 18.90"(480mm), 120°, 22W, 24Vdc, Cable 10ft(3m) with M12-A 5P Male
EY0651S01	EPSYLON RGBW, 27.55"(700mm), 120°, 33W, 24Vdc, Cable 10ft(3m) with M12-A 5P Male
EY0851S01	EPSYLON RGBW, 35.83"(910mm), 120°, 44W, 24Vdc, Cable 10ft(3m) with M12-A 5P Male
EYFX01	EPSYLON RGBW , stainless steel swivel Brackets kit 90°.
EYFX02	EPSYLON Kit Aluminum Nuts