



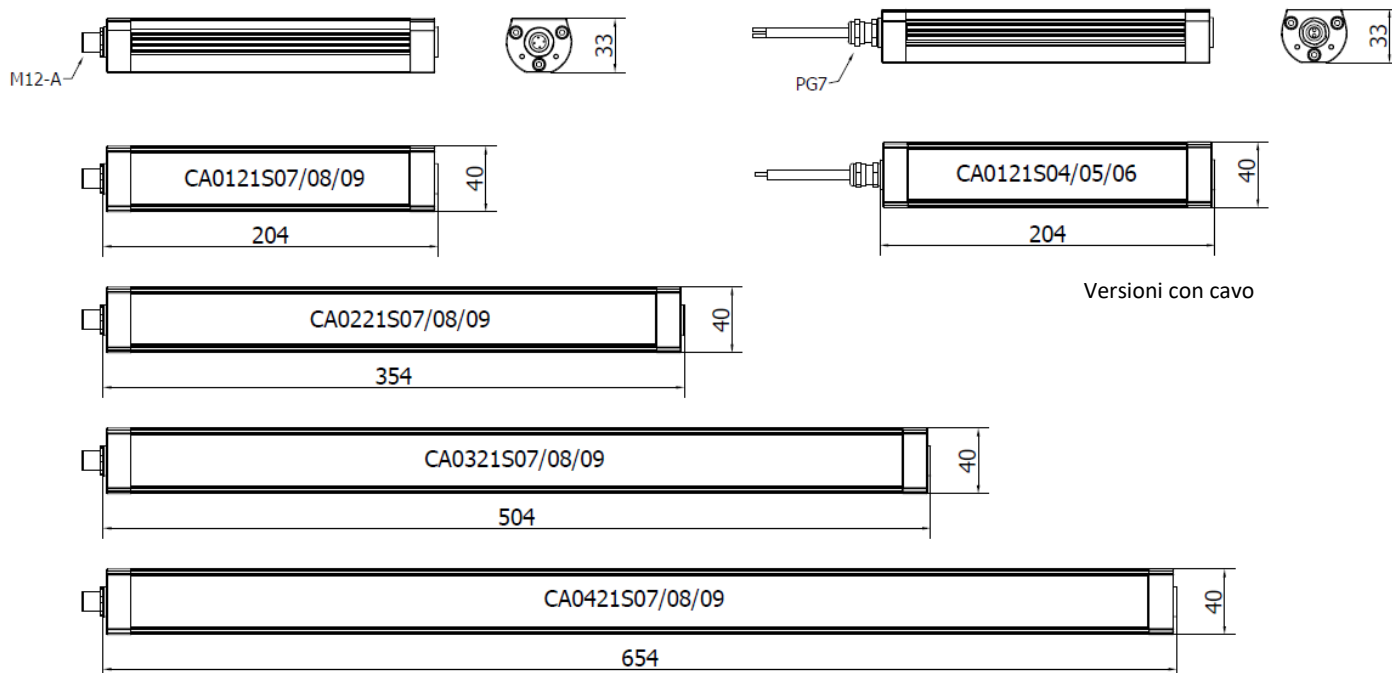
Usata in ambienti lavorativi differenti.

Nella sua dimensione compatta si concentra la tecnologia led di ultima generazione unita ad una struttura completamente in alluminio anodizzato resistente alle infiltrazioni di liquidi e trucioli.

Particolarmente adatta in luoghi di lavoro ove gli spazi sono molto ristretti ma allo stesso tempo è richiesta una illuminazione performante ed intensa.

- Struttura interamente in alluminio anodizzato
- Diametro esterno di 40 mm per essere integrata in spazi di lavoro ristretti
- 4 lunghezze disponibili
- Temperatura operativa da -20 °C a + 45 °C
- Tre ampiezze di fascio luminoso: Concentrata 30° - Ampia 90° - Diffusa 110°
- Durata dei LED (L 70) > 60 000 h
- Colore della luce di 5000 K - CRI 80
- Connessione a 24 Vdc mediante connettore M12-A 4P
- Cavo di alimentazione cablato L.5m
- Piastre di fissaggio laterali CAFX01.
- cURus in compliance with UL2018 / CSA / CE

DIMENSIONI (mm)



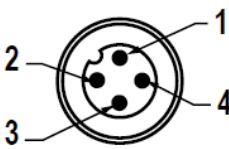
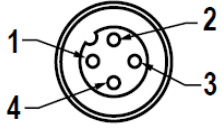
CARATTERISTICHE MECCANICHE

Modello	CA0121S04 CA0121S05 CA0121S06	CA0121S07 CA0121S08 CA0121S09	CA0221S04 CA0221S05 CA0221S06	CA0221S07 CA0221S08 CA0221S09	CA0321S04 CA0321S05 CA0321S06	CA0321S07 CA0321S08 CA0321S09	CA0421S04 CA0421S05 CA0421S06	CA0421S07 CA0421S08 CA0421S09
Struttura	Alluminio estruso anodizzato							
Tappi laterali	Alluminio anodizzato							
Finitura lampada	Standard: ossidazione alluminio naturale 10 microns							
Protezione frontale	Vetro trasparente extrachiaro temprato sp. 4 mm IK06							
Peso	0,55 kg	0,40 kg	0,75 kg	0,60 kg	1,00 kg	0,85 kg	1,30 kg	1,10 kg
Grado di protezione	IP67							
Resistenza all'impatto	1.00 N m/s							
Temperatura operative	-20 °C / + 45 °C							
Installazione	CAFX01 / Magnet B05							

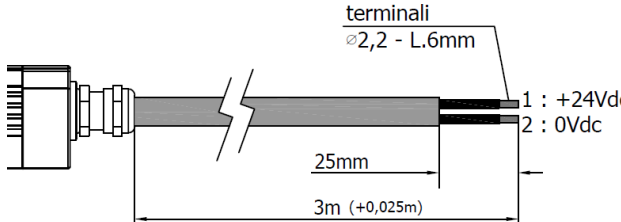
CARATTERISTICHE ELETTRICHE

Modello	CA0121S04 CA0121S05 CA0121S06	CA0121S07 CA0121S08 CA0121S09	CA0221S04 CA0221S05 CA0221S06	CA0221S07 CA0221S08 CA0221S09	CA0321S04 CA0321S05 CA0321S06	CA0321S07 CA0321S08 CA0321S09	CA0421S04 CA0421S05 CA0421S06	CA0421S07 CA0421S08 CA0421S09
Potenza	6 W		12 W		18 W		24 W	
Alimentazione	24 Vdc							
Corrente	0.25 A @ 24 Vdc		0.50 A @ 24 Vdc		0.75 A @ 24 Vdc		1 A @ 24 Vdc	
Protezioni elettriche	Contro inversione di polarità							
Connessione elettrica	Cavo	M12	Cavo	M12	Cavo	M12	Cavo	M12
Classe di isolamento	Class III (SELV)							
Classe energetica	A/A+/A++/A+++ (Integrated LED module) compliant with UE Law No. 874/2012							

CONNESSIONE ELETTRICA con connettore M12-4P Maschio cod.A

Maschio	Femmina	Pin	Collegamento
		1	+24 Vdc
		2	Non connesso
		3	0 Vdc
		4	Non connesso

CONNESSIONE ELETTRICA con cavo L.3m , lunghezza standard

PVC 2x 0,75 mm ² L= 3 m	Conduttore	Collegamento
	1 Nero	+24 Vdc
	2 Nero	0

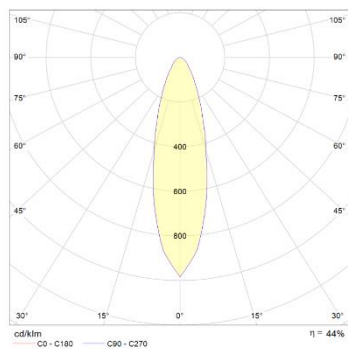
CARATTERISTICHE OTTICHE

Modello	N° e tipo di LED	Durata del LED	Colore luce	CRI	Angolo fascio luce	Flusso luminoso	Efficienza
CA0121S04	15 Mid Power LED	60 000 h L70 **	5000 K	80	30°	650 lm	108 lm/W
CA0121S05	15 Mid Power LED	60 000 h L70 **	5000 K	80	90°	600 lm	100 lm/W
CA0121S06	15 Mid Power LED	60 000 h L70 **	5000 K	80	110°	550 lm	92 lm/W
CA0121S07	15 Mid Power LED	60 000 h L70 **	5000 K	80	30°	650 lm	108 lm/W
CA0121S08	15 Mid Power LED	60 000 h L70 **	5000 K	80	90°	600 lm	100 lm/W
CA0121S09	15 Mid Power LED	60 000 h L70 **	5000 K	80	110°	550 lm	92 lm/W
CA0221S04	30 Mid Power LED	60 000 h L70 **	5000 K	80	30°	1300 lm	108 lm/W
CA0221S05	30 Mid Power LED	60 000 h L70 **	5000 K	80	90°	1200 lm	100 lm/W
CA0221S06	30 Mid Power LED	60 000 h L70 **	5000 K	80	110°	1100 lm	92 lm/W
CA0221S07	30 Mid Power LED	60 000 h L70 **	5000 K	80	30°	1300 lm	108 lm/W
CA0221S08	30 Mid Power LED	60 000 h L70 **	5000 K	80	90°	1200 lm	100 lm/W
CA0221S09	30 Mid Power LED	60 000 h L70 **	5000 K	80	110°	1100 lm	92 lm/W
CA0321S04	45 Mid Power LED	60 000 h L70 **	5000 K	80	30°	1950 lm	108 lm/W
CA0321S05	45 Mid Power LED	60 000 h L70 **	5000 K	80	90°	1800 lm	100 lm/W
CA0321S06	45 Mid Power LED	60 000 h L70 **	5000 K	80	110°	1650 lm	92 lm/W
CA0321S07	45 Mid Power LED	60 000 h L70 **	5000 K	80	30°	1950 lm	108 lm/W
CA0321S08	45 Mid Power LED	60 000 h L70 **	5000 K	80	90°	1800 lm	100 lm/W
CA0321S09	45 Mid Power LED	60 000 h L70 **	5000 K	80	110°	1650 lm	92 lm/W
CA0421S04	60 Mid Power LED	60 000 h L70 **	5000 K	80	30°	2600 lm	108 lm/W
CA0421S05	60 Mid Power LED	60 000 h L70 **	5000 K	80	90°	2400 lm	100 lm/W
CA0421S06	60 Mid Power LED	60 000 h L70 **	5000 K	80	110°	2200 lm	92 lm/W
CA0421S07	60 Mid Power LED	60 000 h L70 **	5000 K	80	30°	2600 lm	108 lm/W
CA0421S08	60 Mid Power LED	60 000 h L70 **	5000 K	80	90°	2400 lm	100 lm/W
CA0421S09	60 Mid Power LED	60 000 h L70 **	5000 K	80	110°	2200 lm	92 lm/W

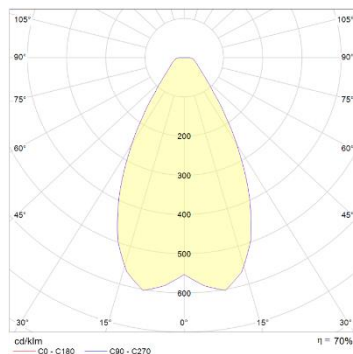
** Il flusso luminoso non scende oltre 30% fino a 60.000 di funzionamento

CURVA FOTOMETRICA E ISOLINEE

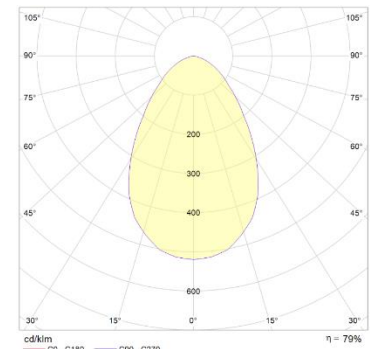
30° ampiezza flusso luminoso



90° ampiezza flusso luminoso

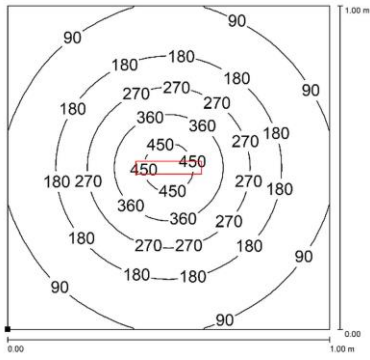


110° ampiezza flusso luminoso

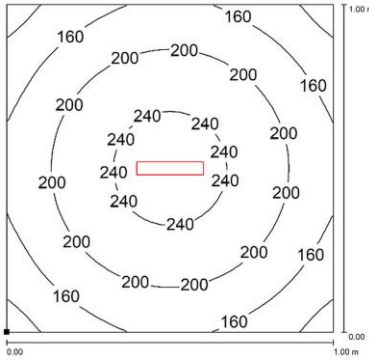


ISOLINEE

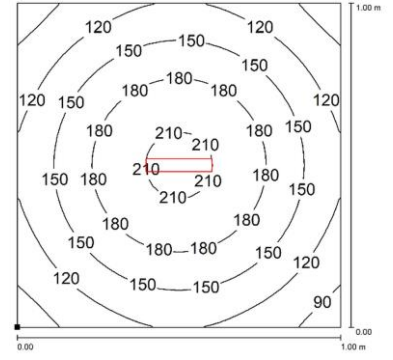
CA0121S04
CA0121S07



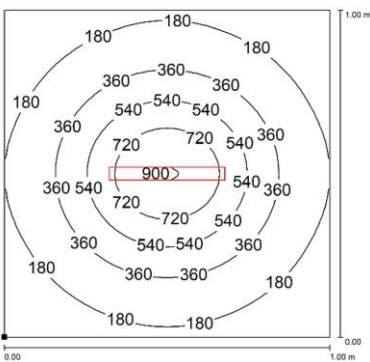
CA0121S05
CA0121S08



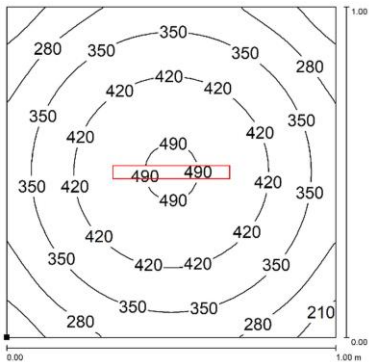
CA0121S06
CA0121S09



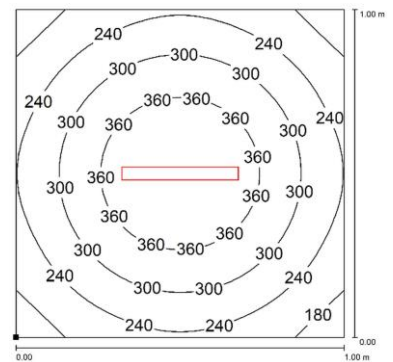
CA0221S04
CA0221S07



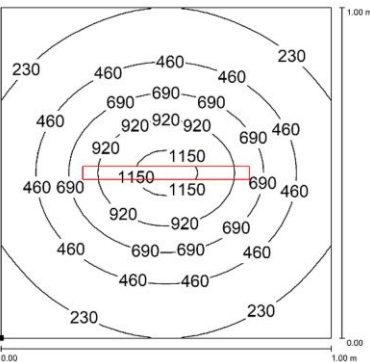
CA0221S05
CA0221S08



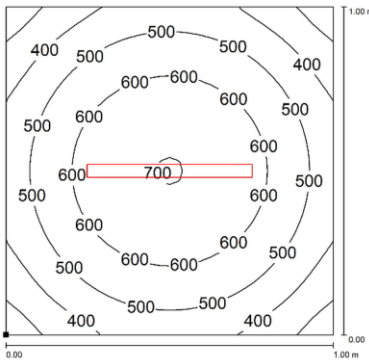
CA0221S06
CA0221S09



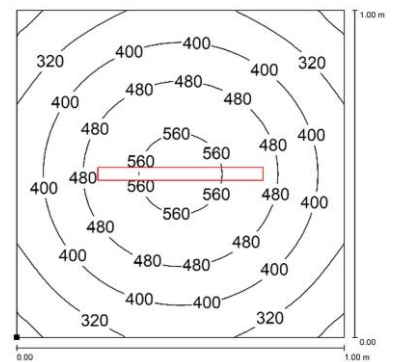
CA0321S04
CA0321S07



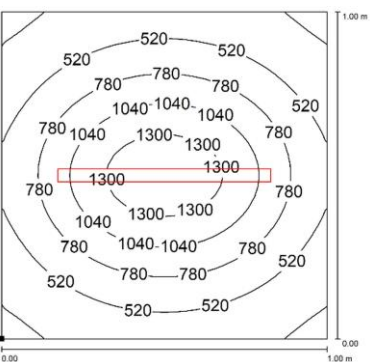
CA0321S05
CA0321S08



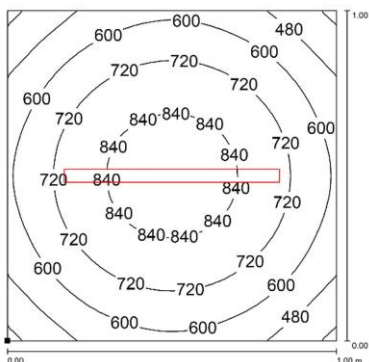
CA0321S06
CA0321S09



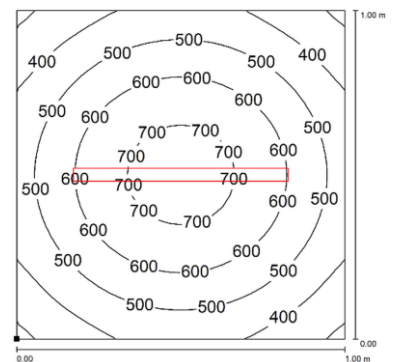
CA0421S04
CA0421S07



CA0421S05
CA0421S08




CA0421S06
CA0421S09





Distance graphic: 1m

ACCESSORI DI COLLEGAMENTO

Immagine	Descrizione	Codice
	Connettore M12-A 4P F con cavo L. 5m	M12AFC5

ACCESSORI DI FISSAGGIO

Immagine	Descrizione	Codice
	Staffe laterali in acciaio inox, robuste e versatili, per una regolazione fino a 70° della direzione del fascio luminoso. La soluzione ideale anche per applicazioni con forti vibrazioni.	CAFX01
	Base magnetica in Neodimio da utilizzare con le staffe laterali CAFX01 quando è necessario spostare frequentemente di posizione la lampada.	B05

CODICI D'ORDINE

Modello	Descrizione
CA0121S04	CO.ALPHA, 8.03"(204mm), 30°, 6W, 24 Vdc, CABLE 10ft (3mt)
CA0121S05	CO.ALPHA, 8.03"(204mm), 90°, 6W, 24 Vdc, CABLE 10ft (3mt)
CA0121S06	CO.ALPHA, 8.03"(204mm), 110°, 6W, 24 Vdc, CABLE 10ft (3mt)
CA0121S07	CO.ALPHA, 8.03"(204mm), 30°, 6W, 24 Vdc, M12-A 4P Male
CA0121S08	CO.ALPHA, 8.03"(204mm), 90°, 6W, 24 Vdc, M12-A 4P Male
CA0121S09	CO.ALPHA, 8.03"(204mm), 110°, 6W, 24 Vdc, M12-A 4P Male
CA0221S04	CO.ALPHA, 13.94"(354 mm), 30°, 12W, 24 Vdc, CABLE 10ft (3mt)
CA0221S05	CO.ALPHA, 13.94"(354 mm), 90°, 12W, 24 Vdc, CABLE 10ft (3mt)
CA0221S06	CO.ALPHA, 13.94"(354 mm), 110°, 12W, 24 Vdc, CABLE 10ft (3mt)
CA0221S07	CO.ALPHA, 13.94"(354 mm), 30°, 12W, 24 Vdc, M12-A 4P Male
CA0221S08	CO.ALPHA, 13.94"(354 mm), 90°, 12W, 24 Vdc, M12-A 4P Male
CA0221S09	CO.ALPHA, 13.94"(504 mm), 110°, 12W, 24 Vdc, M12-A 4P Male
CA0321S04	CO.ALPHA, 19.84"(504 mm), 30°, 18W, 24 Vdc, CABLE 10ft (3mt)
CA0321S05	CO.ALPHA, 19.84"(504 mm), 90°, 18W, 24 Vdc, CABLE 10ft (3mt)
CA0321S06	CO.ALPHA, 19.84"(504 mm), 110°, 18W, 24 Vdc, CABLE 10ft (3mt)
CA0321S07	CO.ALPHA, 19.84"(504 mm), 30°, 18W, 24 Vdc, M12-A 4P Male
CA0321S08	CO.ALPHA, 19.84"(504 mm), 90°, 18W, 24 Vdc, M12-A 4P Male
CA0321S09	CO.ALPHA, 19.84"(504 mm), 110°, 18W, 24 Vdc, M12-A 4P Male
CA0421S04	CO.ALPHA, 25.74"(654 mm), 30°, 24W, 24 Vdc, CABLE 10ft (3mt)
CA0421S05	CO.ALPHA, 25.74"(654 mm), 90°, 24W, 24 Vdc, CABLE 10ft (3mt)
CA0421S06	CO.ALPHA, 25.74"(654 mm), 110°, 24W, 24 Vdc, CABLE 10ft (3mt)
CA0421S07	CO.ALPHA, 25.74"(654 mm), 30°, 24W, 24 Vdc, M12-A 4P Male
CA0421S08	CO.ALPHA, 25.74"(654 mm), 90°, 24W, 24 Vdc, M12-A 4P Male
CA0421S09	CO.ALPHA, 25.74"(654 mm), 110°, 24W, 24 Vdc, M12-A 4P Male
CAFX01	CO.ALPHA, KIT STAINLESS STEEL SIDE BRACKETS 70°
B05	MAGNETIC BASE WITH SCREW M5 Ø30X9mm
M12AFC5	Pre-assembled M12 4Pin, female, A Coding, CABLE 5mt, UL